

New records of marine ornamental shrimps (Decapoda: Stenopodidea and Caridea) from the Gulf of Mannar, Tamil Nadu, India

Sanjeevi Prakash^{1,3}, Thipramalai Thangappan Ajith Kumar^{2*} and Thanumalaya Subramoniam¹

1 Centre for Climate Change Studies, Sathyabama University, Jeppiaar Nagar, Rajiv Gandhi Salai, Chennai - 600119, Tamil Nadu, India

2 ICAR - National Bureau of Fish Genetic Resources, Canal Ring Road, Dilkusha Post, Lucknow - 226002, Uttar Pradesh, India

3 Current address: Department of Biological Sciences, Clemson University, Clemson, SC 29634, USA

* Corresponding author. E-mail: ttajith@nbfgfr.res.in

Abstract: Marine ornamental shrimps found in tropical coral reef waters are widely recognized for the aquarium trade. Our survey of ornamental shrimps in the Gulf of Mannar, Tamil Nadu (India) has found three species, which we identify as *Stenopus hispidus* Olivier, 1811, *Lysmata debelius* Bruce, 1983, and *L. amboinensis* De Man, 1888, based on morphology and color pattern. These shrimps are recorded for the first time in Gulf of Mannar, Tamil Nadu. Detailed information, including the description of specimens, habitat and distribution, is provided.

Key words: *Stenopus*; *Lysmata*; aquarium trade; distribution

Reef fishes and corals are heavily exploited for the marine aquarium trade. In recent years, invertebrates, including sea anemones, sea stars, sponges, mollusks, crustacean decapods, echinoderms, among others, are gaining popularity among hobbyists (Paulay 1997), along with new developments in marine aquarium technologies. Among invertebrates, decapod crustaceans play an important role in the global marine aquarium industry, in addition to providing ecosystem services (Daily et al. 1997). Of the decapods available on the market, marine ornamental shrimps are most popular (Calado et al. 2003). The reef dwelling caridean shrimps receive the status of being “ornamental” mainly due to their distinctive coloration, bizarre morphology, hardiness under captivity, and reef safe (Sprung 2001). Except for the *Stenopus* spp. (family Stenopodidae), most of the shrimps existing in the ornamental trade belong to the major families Palaemonidae, Hippolytidae, and Alpheidae within the Infraorder Caridea (Calado et al. 2003). The destructive collection of caridean shrimps

from coral reefs have greatly affected their diversity and distribution (Wabnitz et al. 2003).

Among all the ornamental shrimps, *Stenopus* spp. and *Lysmata* spp. are the most attractive and extensively traded organisms in the marine aquarium industry (Calado 2008). Interestingly, these shrimps are associates of fishes, in particular, the groupers and giant moray eels (*Gymnothorax* spp.). These shrimps display a cleaning behavior that removes ectoparasites (Becker and Grutter 2004). Along with *Stenopus* and *Lysmata*, a few other species of caridean shrimps (*Periclimenes* spp., *Ancylomenes* spp., *Rhynchocinetes* spp., and *Urocaridella* spp.) are also frequently collected from the Gulf of Mannar to supply for the domestic marine aquarium trade (Prakash 2014; Prakash et al. unpublished data).

In India, freshwater caridean shrimps have been extensively studied (Jayachandran 2001), but a lack of taxonomic knowledge on the coral reef caridean shrimps that have impeded the study. This may be related to the difficulties in working on the fragile reef system and the methodology required to leave the reefs as undisturbed as possible. In recent times, the coral reef-dwelling caridean shrimps of Indian waters are receiving greater attention by researchers in order to understand the taxonomy, biology, and aquaculture aspects (Table 1) (Prakash et al. 2011; Radhakrishnan et al. 2012; Prakash and Ajith Kumar 2013a, 2013b; Prakash et al. 2015; Ajith Kumar et al. 2015; Prakash et al. 2016; Baby et al. 2016). However, the latest checklist of shrimps of the Indian coast (Samuel et al. 2016) omitted many species that are recorded in the literature. In addition, the distribution of a few species and family-level taxonomy are not up to date (Samuel et al. 2016) (see Table 1 for details).

Our surveys off Tuticorin, in the Gulf of Mannar region (India), have revealed the occurrence of three species of ornamental shrimps that are newly recorded

Table 1. List of coral reef caridean and stenopodid shrimps (Decapoda) recently reported from India.

Family (subfamily)	Species	Common name	Distribution records	Reference
Gnathophyllidae	<i>Pycnocaris chagoae</i> Bruce, 1972	Cucumber shrimp	Lakshadweep	Prakash et al. 2011
	<i>Gnathophyllum americanum</i> Guérin-Méneville, 1885	Bumble bee shrimp*	Lakshadweep	Prakash et al. 2015
	<i>Gnathophylloides mineri</i> Schmitt, 1933	Urchin shrimp	Lakshadweep	Prakash et al. 2015
Rhynchocinetidae	<i>Rhynchocinetes durbanensis</i> Gordon, 1936	Hinge beak shrimp*	Gulf of Mannar, Tamil Nadu; Andaman and Nicobar Islands	Prakash and Ajith Kumar 2013a; Subramoniam 2013
Hymenoceridae	<i>Hymenocera picta</i> Dana, 1852	Harlequin Shrimp*	Lakshadweep	Prakash and Ajith Kumar 2013b
Hippolytidae	<i>Thor amboinensis</i> (De Man, 1888)	Squat Shrimp*	Andaman and Nicobar Islands	Subramoniam 2013
	<i>Saron marmoratus</i> (Olivier, 1811)	Marbled Shrimp*	Lakshadweep	Baby et al. 2016
Palaemonidae (Pontoniinae)	<i>Periclimenes brevicarpalis</i> (Schenkel, 1902)	Anemone Shrimp*	Gulf of Kutch; Lakshadweep; Gulf of Mannar	Unmesh and Prakash 2011; Prakash et al. 2015
	<i>Ancylomenes magnificus</i> Bruce, 1979	Anemone Shrimp*	Gulf of Mannar, Tamil Nadu	Prakash et al. 2015
	<i>Periclimenes sorror</i> Nobili, 1904	Starfish Shrimp	Lakshadweep	Prakash et al. 2015
	<i>Stegopontonia commensalis</i> Nobili, 1906	Needle Shrimp	Lakshadweep	Prakash et al. 2015
Palaemonidae (Palaemoninae)	<i>Urocaridella</i> sp.	Arrow Cleaner Shrimp*	Gulf of Mannar, Tamil Nadu	Prakash et al. unpublished**
Lysmatidae	<i>Lysmata</i> sp.	Kükenthal's Cleaner Shrimp*	Poombuhar, Tamil Nadu	Prakash et al. unpublished**
	<i>L. amboinensis</i> (De Man, 1888)	Cleaner Shrimp*	Gulf of Mannar, Tamil Nadu	Present study
	<i>L. debelius</i> Bruce, 1983	Fire Shrimp*	Gulf of Mannar, Tamil Nadu	Present study
Stenopodidae	<i>Stenopus hispidus</i> (Olivier, 1811)	Coral Banded Shrimp*	Lakshadweep; Andaman and Nicobar Islands; Gulf of Mannar, Tamil Nadu	Suresh 1991; Subramoniam 2013; present study

*Species that possess ornamental status

**Yet to be identified

from the study area. They are subsequently identified as *Stenopus hispidus* (Olivier, 1811) (Decapoda: Stenopodidae), *Lysmata debelius* Bruce, 1983 (Caridea: Lysmatidae), and *L. amboinensis* (De Man, 1888) (Caridea: Lysmatidae) (De Grave et al. 2014).

Off the coast of Tuticorin, Gulf of Mannar, Tamil Nadu (India) between February to July 2015, we collected coral reef-dwelling shrimps at depths from 5–20 m by adopting SCUBA diving techniques. The Gulf of Mannar lies between Rameswaram and Tuticorin

and encompasses 21 islands that are run parallel to the coast (Figure 1). The gulf covers an area of 560 km² and is as an exceptionally biodiverse marine ecosystem (Venkataraman and Wafar 2005). Shrimps were gently collected by separating them from giant moray eels using small hooks and fishing nets. Live individuals were immediately packed in air-filled polyethylene bags and transferred to the wet lab facilities at the Centre for Climate Change Studies, Sathyabama University, Chennai, India.

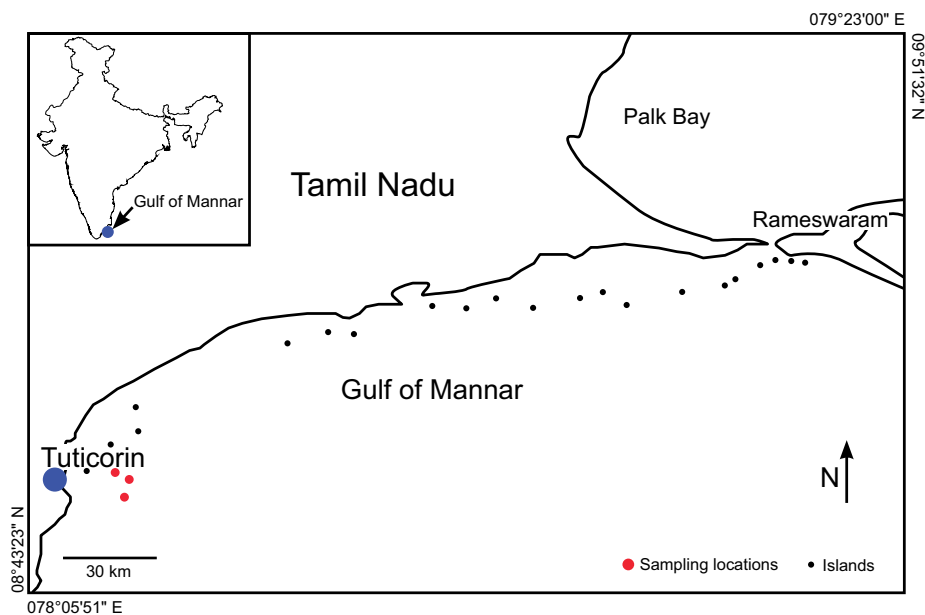


Figure 1. Map showing sampling locations of marine ornamental shrimps collected in the Gulf of Mannar, off the Tuticorin coast (Tamil Nadu, India) and 21 islands that are running parallel to the Gulf of Mannar. Modified from Sundararaju et al. 2012.




Figure 2. A pair of *Stenopus hispidus* Olivier, 1811, dorsal view, cl 14 and 12 mm, off Tuticorin, depth 15 m, (08°47'07.37" N, 078°23'59.03" E), coll. T.T. Ajith Kumar and S. Prakash, 5 May 2015, ZSI/MBRC/Mi-314.



Figure 3. A pair of *Lysmata debelius* Bruce, 1983, dorsal view, cl 14 mm each, off Tuticorin, depth 12–15 m, (08°48'07.41" N, 078°20'30.57" E), coll. S. Prakash, 12 February 2015, ZSI/MBRC/Mi-316.

After transfer, shrimps were acclimatized for 3–4 hours in aquarium tanks circulated with filtered sea water. Photographs of live individuals were taken using Canon G16 digital camera. After acclimation, the individuals were preserved separately in 5–10% seawater-formalin. The preserved specimens were then observed under a Motic SMZ-168 stereo zoom microscope by comparing the key characters of each species based on standard literature. The total length (tl, tip of the rostrum to the posterior end of the telson) and carapace length (cl, the posterior orbital margin to the posterior margin of the carapace) of each shrimp was measured to the nearest to 0.1 mm. Notes on the distribution and ecology are provided for each species. Lastly, the preserved specimens were deposited at the National Zoological Collection of the Marine Biological Regional Centre (MBRC), Zoological Survey of India (ZSI), Chennai, Tamil Nadu as voucher specimens.

Order Decapoda Latreille, 1802
 Infraorder Stenopididea Spence Bate, 1888
 Family Stenopodidae Claus, 1872
 Genus *Stenopus* Latreille, 1819

Stenopus hispidus (Olivier, 1811) (Figure 2)
 Coral-banded Shrimp, Doctor Shrimp, Boxer Shrimp

Palaemon hispidus Olivier (1811): 652–657.

Stenopus hispidus Latreille (1819): 71. — Holthuis (1946): 12; Goy (1992): 100; Goy (2010): 215; De Grave and Franssen (2011): 253; Goy (2015): 335.

Material examined: 2 specimens (1 ♀ and 1 ♂) (tl: 51 and 45 mm; cl: 14 and 12 mm), depth 15 m, Gulf of Mannar (off Tuticorin), (08°47'07.37" N, 078°23'59.03" E), coll. T.T. Ajith Kumar and S. Prakash, 5 May 2015, ZSI/MBRC/Mi-314.

Rostrum without lateral spines and not extending to the middle article of antennular peduncle; third abdominal somite with the barred-shield-shaped area. Telson with distinct lateral spines on both the sides. Red and white bands on carapace and abdomen; rostrum red and white; large pereopods with red and white transverse bands, other pereopods are white; antennal flagella and maxillipeds white; telson white, uropods red with the terminal white portion.

Our specimens are found in the shallow waters at a depth of 15 m.

Stenopus hispidus is the only species of Stenopodidae known to have a pantropical distribution and is recognized as a symbol of tropical marine biodiversity (Goy 2015). It occurs from the Red Sea and South Africa to Hawaii and the Tuamatu Islands (Limbaugh et al. 1961), Bermuda to Florida, and into the Gulf of Mexico (Zhang et al. 1998; Goy 2015). In India, it was previously reported from Lakshadweep (Suresh 1991) and the Andaman and Nicobar Islands (Subramoniam 2013). Here, we expand its known distribution to include the Gulf of Mannar.

Stenopus hispidus is a widely available ornamental shrimp that has a high market value in the marine aquarium industry (Hair et al. 2004). In India, this shrimp is frequently harvested from the Gulf of Mannar to meet the local demands of marine aquarium hobbyists and entrepreneurs (Prakash et al. unpublished data).

Family Lysmatidae Dana, 1852
 Genus *Lysmata* Risso, 1816

Lysmata debelius Bruce, 1983 (Figure 3)
 Fire Shrimp, Blood Shrimp, Cleaner Shrimp

Lysmata debelius Bruce (1983): 115, figs. 1–9. — Chace (1997): 74; De Grave and Franssen (2011): 428.

Materials examined: 6 ♀ (4 ovigerous) (tl 58–64 mm, cl 11–14 mm), depth 12–15 m, Gulf of Mannar (off Tuticorin), (08°48'07.41" N, 078°20'30.57" E), coll. S. Prakash, 12 February 2015, ZSI/MBRC/Mi-316.

Rostrum slender and straight, extending beyond the second antennular peduncle, dorsal carina extending from the middle of carapace with five sharp spines,

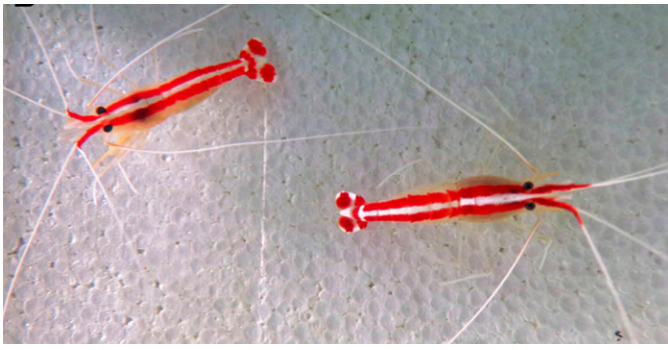


Figure 4. A pair of *Lysmata amboinensis* De Man, 1888, dorsal view, cl 12 and 13 mm, off Tuticorin, depth 6–8 m, (08°43'56.25" N, 078°24'42.07" E), coll. S. Prakash, 15 July 2015, ZSI/MBRC/Mi-315.

eyes short and stout with the deeply pigmented cornea. Antennular peduncle strong with acute stylocerite, accessory flagellum with small protrusion; antenna with strong ventrolateral spine; third maxilliped slender and extending beyond the scaphocerite; first pereopods strong extending beyond scaphocerite, chela robust, fingers short and stout; second pereopods unequal, long and slender; third pereopods slender extending beyond scaphocerite, dactyl short, strong and compressed; fourth and fifth pereopods similar; pleopods are long slender. Uniform deep red color on carapace including rostrum, chelipeds, ambulatory legs and pleopods. The presence of brilliant white on propodi and dactyl of ambulatory legs, large circular white spots on cephalothorax and epistome, small white spots centrally on exopods of pleopods.

We found this species associated with giant moray eels (*Gymnothorax* sp.) in crevices between large boulders.

Lysmata debelius has a circumtropical distribution and is throughout the Indo-Pacific (Bruce 1983). We record this species for the first time from Indian waters. *Lysmata debelius* may be confused, due to similar coloration, with *L. splendida*, which is known only from its type locality at Ary Atoll, Maldives (Burukovski 2000). Specimens displaying large white dots on the dorsal surface are *L. splendida*.

Genus *Lysmata* Risso, 1816

Lysmata amboinensis (De Man, 1888) (Figure 4)
Scarlet Cleaner Shrimp, Skunk Cleaner Shrimp

Hippolysmata vittata var. *amboinensis* De Man, 1888: 495.

Hippolysmata (*Hippolysmata*) *amboinensis* Holthuis (1947): 70, figs. 12–14.

Lysmata grabhami Bruce (1974): 107, pl. 1, not *Hippolysmata grabhami* Gordon, 1935.

Lysmata amboinensis Hayashi (1975b): 286, figs. 1–4, pl. 5 [in part].

— Debelius (1984): 112; Manning and Chace (1990): 112; Chace (1997): 74; De Grave and Fransen (2011): 428.

Material examined: 5 ♀ (2 ovigerous) (tl 55–62 mm; cl 11–13 mm), depth 6–8 m, Gulf of Mannar (off Tuticorin), (08°43'56.25" N, 078°24'42.07" E), coll. S. Prakash, 15 July 2015, ZSI/MBRC/Mi-315.

Rostrum not reaching over the antennular peduncle; carapace with pterygostomian tooth. Stylocerite of antennules short, not reach the mid-length of basal segment, dorsal flagellum without accessory branch; antennal scale slightly reaching beyond the end of antennular peduncle, distolateral tooth overreaching the blade. Third maxilliped with the antepenultimate segment. First pereopod with chela slightly larger than the carpus, second pereopod with carpus composed of 19 articles, third pereopod with dactyl biunguiculate. It also displays large and conspicuous white antennae and a white third pair of maxillipeds. Legs and bodies are bright yellow, with a longitudinal stripe running from head to tail on the dorsal surface, bordered on each side by a blood-red longitudinal stripe.

We collected specimens in association with large groupers and eels at a depth of 6–8 m.

Lysmata amboinensis occurs in the Red Sea, Mombasa, Gulf of Tonkin, Okinawa, Japan, Philippines, and Indonesia to Hawaii and the Society Islands (Chace 1997). We extend the known distribution to include the Gulf of Mannar.

Lysmata amboinensis is often confused with *L. grabhami* due to their similar coloration. In *L. amboinensis*, the longitudinal white stripes on the telson are discontinuous and form an inverted white triangle in the posterior portion of the body segment and each external branch of the uropods displays two distinctive patches. In *L. grabhami*, the longitudinal white line is continuous from the rostrum to telson and each external branch of the uropods displays a continuous white line on the outer margins.

Although, marine ornamental shrimps are occurring in all tropical oceans, the most diversity is seen only throughout the Indo-Pacific (De Grave and Fransen 2011). Severe depletion of populations due to aquarium trade, as well as habitat loss in recent decades has brought the conservation of biodiversity to the forefront (Wabnitz et al. 2003). Therefore, detailed study on the taxonomy, reproductive biology and conservation of marine ornamental shrimps of the coral reef regions of peninsular India is much warranted. Recent studies have addressed the sexual and mating systems of a few species of ornamental shrimps from Andaman and Gulf of Mannar regions (Subramoniam 2013; Prakash 2014; Prakash et al. 2016). Hence, future studies on these caridean shrimps are necessary to understand the diverse life histories and adaptations and provide increased insight into the social interactions with other coral reef-dwelling organisms.

ACKNOWLEDGEMENTS

Authors are thankful to the local fishermen for their unstinted help with shrimp collection. SP and TS are

grateful to The Chancellor, Directors (Dr. Marie Johnson and Dr. Mariazeena Johnson) and Dean (Dr. T. Sasipraba) of Sathyabama University for their encouragement and facilities at the Centre for Climate Change Studies. TTA is thankful for the support provided by his Director (Dr. Kuldeep Kumar Lal), ICAR-National Bureau of Fish Genetic Resources, Lucknow. SP is also thankful to the Rufford Foundation, London, for the award of Rufford's Small Grant Project (reference number 15679-1). Lastly, the authors extend their thanks to two anonymous reviewers whose constructive criticisms have greatly improved the quality of final version of the manuscript.

LITERATURE CITED

- Ajith Kumar, T.T., V. Gunasundari and S. Prakash. 2015. Breeding and rearing of marine ornamentals; pp. 101–107, in: P. Santhanam, A.R. Thirunavukkarasu and P. Perumal (eds.). *Advances in Marine and Brackishwater Aquaculture*. New Delhi: Springer India. [10.1007/978-81-322-2271-2_11](https://doi.org/10.1007/978-81-322-2271-2_11)
- Baby, S.T., S. Ghosh, G. Mohan, S.C. Cubelio and M. Sudhakar. 2016. Occurrence of Marbled Shrimp *Saron marmoratus* (Olivier, 1811) (Decapoda: Caridea: Hippolytidae) in Lakshadweep Archipelago, India. *Proceedings of the Zoological Society* 69(1): 155–160. [10.1007/s12595-015-0136-9](https://doi.org/10.1007/s12595-015-0136-9)
- Becker, J.H. and A.S. Grutter. 2004. Cleaner shrimps do clean. *Coral Reefs* 23(4): 515–520. doi: [10.1007/s00338-004-0429-3](https://doi.org/10.1007/s00338-004-0429-3)
- Bruce, A.J. 1983. *Lysmata debelius* new species, a new hippolytid shrimp from the Philippines. *Revue Française d'Aquariologie* 9: 115–120.
- Burukovsky, R.N. 2000. *Lysmata splendida* sp. nov., a new species of shrimp from the Maldives (Crustacea: Decapoda: Hippolytidae). *Senckenbergiana Maritima* 30: 223–227. doi: [10.1007/BF03042966](https://doi.org/10.1007/BF03042966)
- Calado, R., J. Lin, A.L. Rhyne, R. Araujo, and L. Narciso. 2003. Marine ornamental decapods — popular, pricey and poorly studied. *Journal of Crustacean Biology* 23(4): 963–973. <http://www.jstor.org/stable/1549677>
- Calado, R. 2008. Marine ornamental shrimps: biology, aquaculture and conservation. Oxford: Wiley International. 263 pp.
- Chace, F.A. 1997. The caridean shrimps (Crustacea: Decapoda) of the Albatross Philippine Expedition, 1907–1910, Part 7: families Atyidae, Eugonatonotidae, Rhynchocinetidae, Bathypalaemonellidae, Processidae and Hippolytidae. Washington, DC: Smithsonian Institution Press. Number 587, 106 pp. <https://repository.si.edu/handle/10088/6295>
- Daily, G.C., S. Alexander, P.R. Ehrlich, L. Goulder, and J. Lubchenco. 1997. Ecosystem services: benefits supplied to human societies by natural ecosystems. *Issues in Ecology* 2: 2–16. <https://cfpub.epa.gov/watertrain/pdf/issue2.pdf>
- De Grave, S. and C.H.J.M. Fransen. 2011. Carideorum catalogus: The Recent species of the dendrobranchiate, stenopodidean, procarididean and caridean shrimps (Crustacea: Decapoda). *Zoologische Medelingen* 85(9): 195–589. <http://repository.naturalis.nl/record/403473>
- De Grave, S., C.P. Li, L.M. Tsang, K.H. Chou and T.Y. Chan. 2014. Unweaving hippolytoid systematics (Crustacea, Decapoda, Hippolytidae): resurrection of several families. *Zoologica Scripta* 43(5): 496–507. doi: [10.1111/zsc.12067](https://doi.org/10.1111/zsc.12067)
- De Man, J.G. 1888. Bericht über die von Herrn Dr. J. Brock im indischen Archipel gesammelten Decapoden und Stomatopoden. *Archiv für Naturgeschichte*, 53(1): 215–600.
- Hair, C., R. Warren, A. Tewaki, C. Haro and W. Phillips. 2004. Catching and rearing postlarval cleaner shrimp for the aquarium trade: results from a WorldFish Center project in Solomon Islands. *NAGA, WorldFish Center Quarterly* 27(1–2): 42–48.
- Jayachandran, K.V. 2001. Palaemonid prawns: biodiversity, taxonomy, biology and management. Oxford: Oxford University Press. 624 pp.
- Goy, J.W. 2015. Stenopodidean shrimps (Crustacea: Decapoda) from New Caledonian waters. *Zootaxa* 4044(3): 301–344. doi: [10.11646/zootaxa.4044.3.1](https://doi.org/10.11646/zootaxa.4044.3.1)
- Limbaugh, C., H. Pederson, and F.A. Chace. 1961. Shrimps that clean fishes. *Bulletin of Marine Science* 11(2): 237–257.
- Olivier, A.G. 1811. Suite de l'introduction à l'histoire naturelle des insectes. Paléon; pp. 652–667, in: A.G. Olivier (ed.). *Encyclopédie méthodologique d'histoire naturelle. Insectes*, volume 8. Paris: Imprimeur-Libraire.
- Paulay, G. 1997. Diversity and distribution of reef organisms; pp. 298–353, in: C. Birkeland (ed.). *Life and death of coral reefs*. New York: Chapman and Hall.
- Prakash S., I. Babu, M. Gopi, T.T. Ajith Kumar and T. Balasubramanian. 2011. Discovery of the shrimp *Pycnocaris chagoae* Bruce, 1972 (Decapoda: Caridea: Gnathophyllidae) in the Lakshadweep Archipelago, India. *Zootaxa* 2998: 66–68.
- Prakash S. and T.T. Ajith Kumar. 2013a. On a record of *Rhynchocinetes durbanensis* Gordon, 1936 (Decapoda, Caridea, Rhynchocinetidae) in the Gulf of Mannar, Tamilnadu, India. *Journal of Bombay Natural History Society* 110(2): 163–165.
- Prakash, S. and T.T. Ajith Kumar. 2013b. Feeding behavior of harlequin shrimps *Hymenocera picta* Dana, 1852 (Hymenoceridae) on sea star *Linckia laevigata* (Ophidiasteridae). *Journal of Threatened Taxa* 5(13): 4819–4821. doi: [10.11609/JoTT.o3506.4819-21](https://doi.org/10.11609/JoTT.o3506.4819-21)
- Prakash, S. 2014. Marine ornamental shrimps: special emphasis on taxonomy, reproductive biology and broodstock nutrition [PhD thesis]. Annamalai Nagar: Annamalai University. 178 pp.
- Prakash S., T. T. Ajith Kumar and T. Subramoniam. 2015. Notes on some Indo-Pacific caridean shrimps (Decapoda: Caridea: Palaemonidae, Gnathophyllidae) particularly from India. *Zootaxa* 3914(4b): 456–466. doi: [10.11646/zootaxa.3914.4.5](https://doi.org/10.11646/zootaxa.3914.4.5)
- Prakash S., T.T. Ajith Kumar, R. Bauer, M. Thiel and T. Subramoniam. 2016. Reproductive morphology and mating behavior in the coral reef shrimp *Rhynchocinetes durbanensis* Gordon, 1936 (Decapoda: Caridea: Rhynchocinetidae) in India. *Journal of Marine Biology Association of the United Kingdom* 96(6): 1331–1340. doi: [10.1017/S0025315415001083](https://doi.org/10.1017/S0025315415001083)
- Radhakrishnan E.V., V.D. Deshmukh, G. Maheswarudu, J. Josileen, A.P. Dineshababu, K.K. Philipose, P.T. Sarada, S. Lakshmi Pillai, K.N. Saleela, Rekhadevi, Chakraborty, Gyanaranjan Dash, C. Sajeev, K. Thirumilu, P. Sridhara, B. Muniyappa, Y. Sawant, A.D. Narayan, G. Vaidya, R. Dias Johnny, J.B. Verma, P.K. Baby, C. Unnikrishnan, N.P. Ramachandran, A. Vairamani, A. Palanichamy, M. Radhakrishnan and B. Raju 2012. Prawn fauna (Crustacea: Decapoda) of India — an annotated checklist of the penaeoid, sergestoid, stenopodid and caridean prawns. *Journal of Marine Biological Association of India* 54(1): 50–72. <http://mbai.org.in/php/journaldownload.php?id=2242&bkid=106>
- Samuel, V.K.D., C.R. Sreeraj, P. Krishnan, C. Parthiban, V. Sekar, K. Chamundeswari, T. Immanuel, P. Shesdev, R. Purvaja and R. Ramesh. 2016. An updated checklist of shrimps on the Indian coast. *Journal of Threatened Taxa* 8(7): 8977–8988. [10.11609/jott.2628.8.7.8977-8988](https://doi.org/10.11609/jott.2628.8.7.8977-8988)
- Sprung, J. 2001. *Invertebrates: a quick reference guide (oceanographic series)*. Miami: Ricordea Publishing. 240 pp.
- Subramoniam, T. 2013. Origin and occurrence of sexual and mating systems in Crustacea: a progression towards communal living and eusociality. *Journal of Biosciences* 38(5): 951–969. doi: [10.1007/s12038-013-9392-x](https://doi.org/10.1007/s12038-013-9392-x)

- Sundararaju, R., H. Malleshappa, S. Shenbagamoorthy and J.K. Patterson Edward. 2012. Status of coral reefs and conservation measures in the Gulf of Mannar Marine National Park; pp. 19–27, in: J.R. Bhatt, J.K. Patterson Edward, D.J. Macintosh and B.P. Nilaratna (eds.). Coral reefs in India — status, threats and conservation measures. New Delhi: IUCN India.
- Suresh, V.R. 1991. Studies on the coral reefs of Lakshadweep [PhD thesis]. Kochi: Cochin University of Science and Technology. 123 pp.
- Unmesh, K. and S. Prakash, 2011. On a documentation of Haddon's Carpet Anemone (*Stichodactyla haddoni*) (Saville-Kent, 1893) (Anthozoa: Actiniaria: Stichodactylidae) and its unique symbiotic fauna from Gulf of Kutch. Bugs R All (Newsletter of the Invertebrate Conservation and Information Network of South Asia) 17: 31–34.
- Wabnitz, C., M. Taylor, E. Green and T. Razak. 2003. From ocean to aquarium. Cambridge: United Nations Environment Programme, World Conservation Monitoring Center. 64 pp.
- Zhang, D., J. Lin and R.L. Creswell, 1998. Mating behavior and spawning of the banded coral shrimp *Stenopus hispidus* in the laboratory. *Journal of Crustacean Biology* 18: 511–518.
- Author contributions:** SP and TTA collected and identified the samples; SP, TTA and TS wrote the text.
- Received:** 17 February 2016
Accepted: 9 August 2016
Academic editor: Sammy De Grave